

Data Visualizations

UNSD Trade Branch

4 March 2015

Statistical Commission

@UNTradeStats

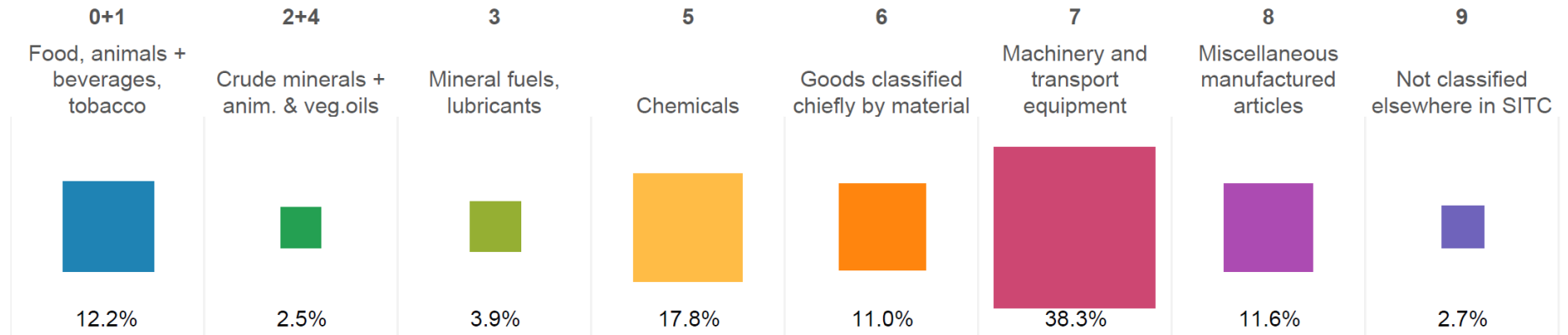
<http://comtrade.un.org/labs>

Select Trade Flow:

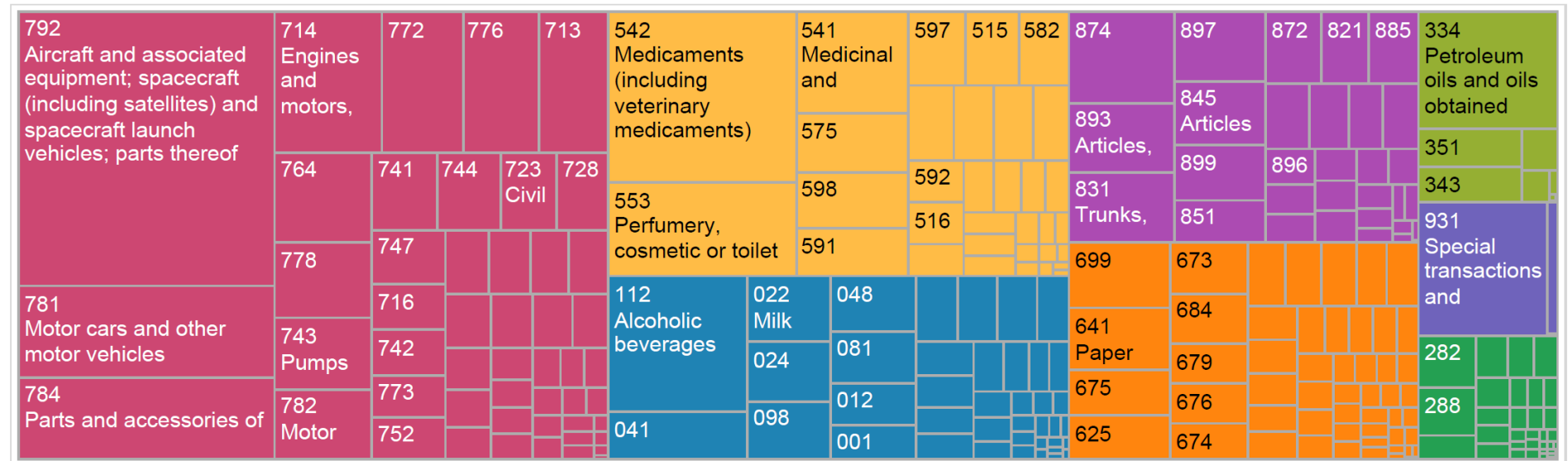
- Export
- Import

France export and import, 2014

Select a category to see more details:

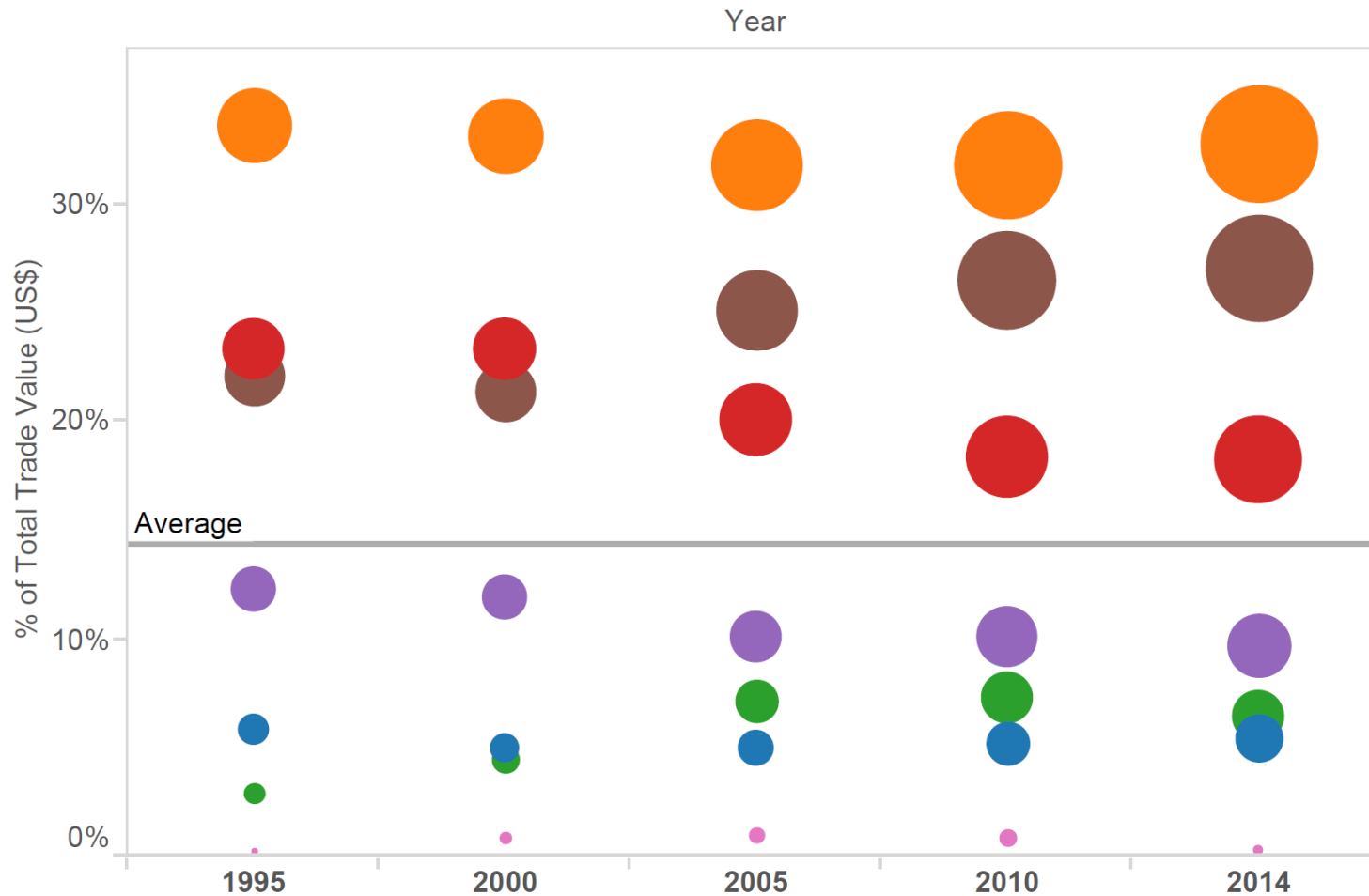


3-digit



Source: UN Comtrade <http://comtrade.un.org/>

Switzerland 2014 Imports by Broad Economic Categories

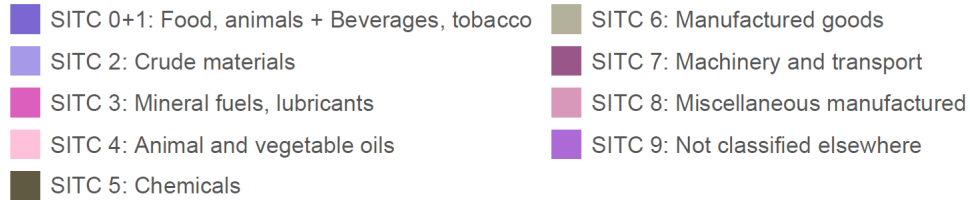


Source: UN Comtrade, <http://comtrade.un.org>

- 1, Food and beverages
 - 2, Industrial supplies nes
 - 3, Fuels and lubricants
 - 4, Capital goods (except transport equipme..
 - 5, Transport equipment, and parts and acc..
- 6, Consumption goods nes
 - 7, Goods nes

Montenegro's trade in 2014

SITC sections legend



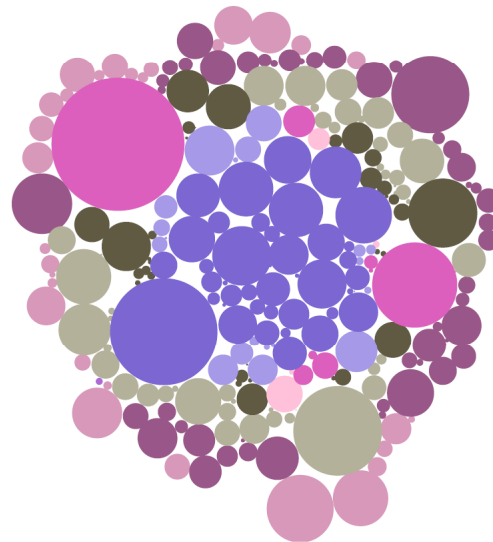
Trade Flow

All

Partners



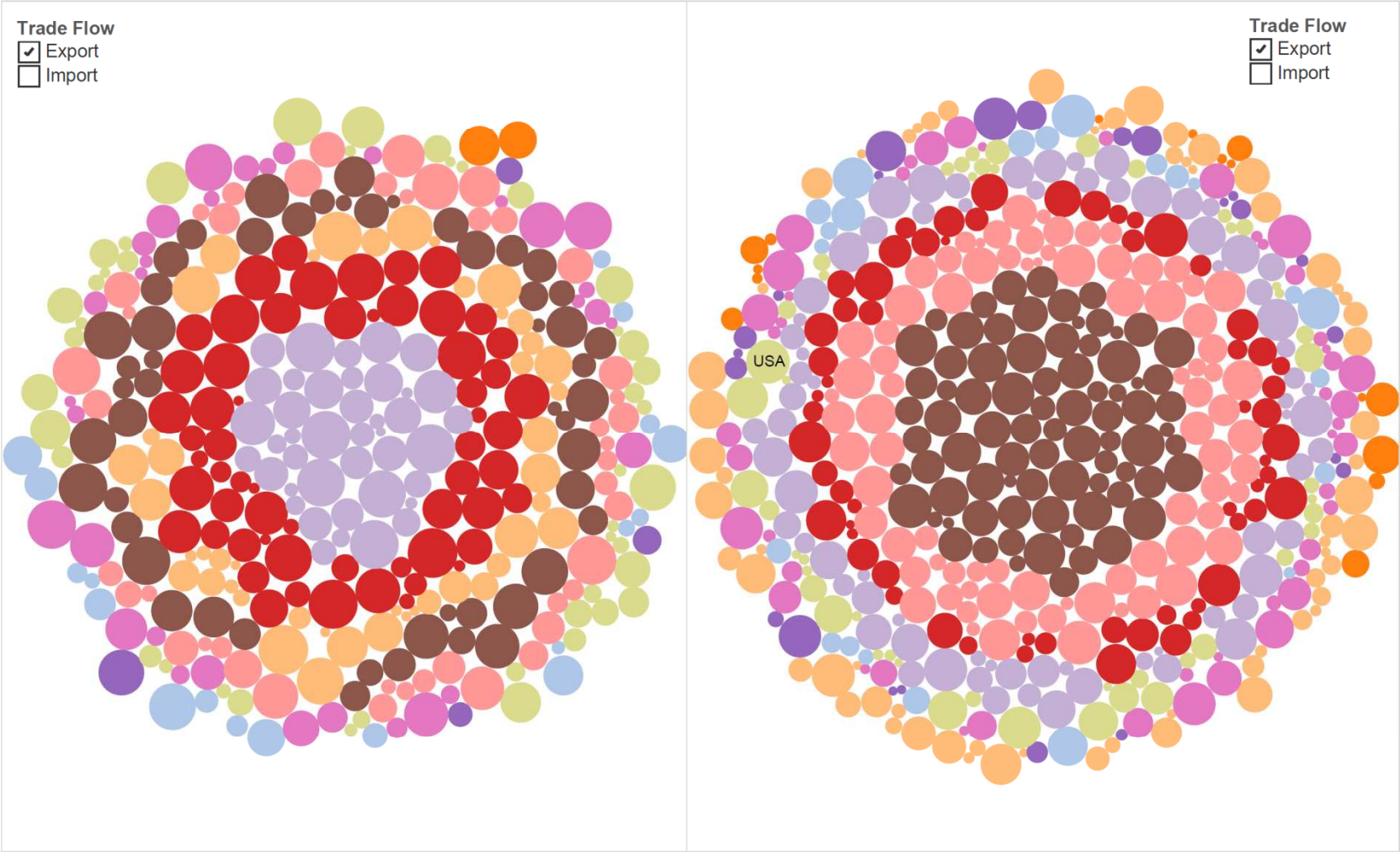
Commodities (3 digits SITC)



Georgia's Trade: 2000 and 2014

2000: Trade with top 10 partners by HS 2-digit

2014: Trade with top 10 partners by HS 2-digit



- Partner**
- Turkey
 - Germany
 - Armenia
 - USA
 - China
 - Russian F..
 - Azerbaijan
 - Ukraine
 - Bulgaria
 - Japan

Source: UN Comtrade <http://comtrade.un.org/>

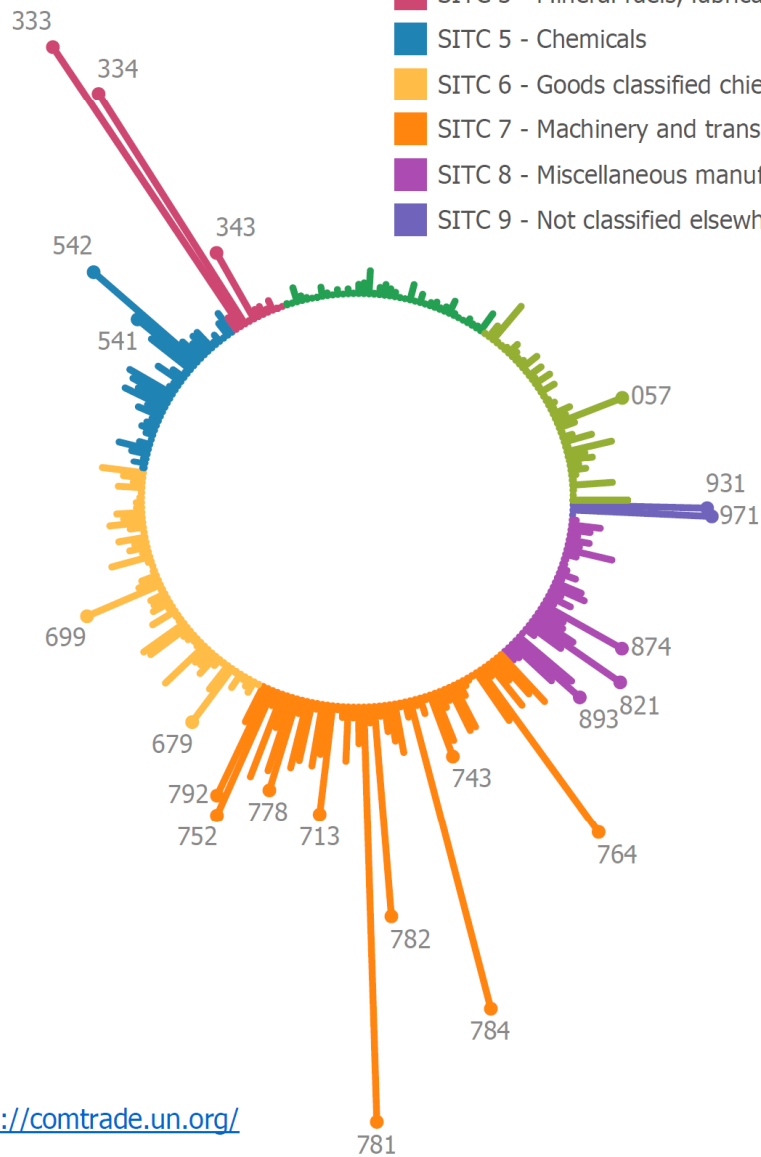
Canada's exports and imports in 2014, by 3-digit SITC categories

Show Data For

- Export
- Import

SITC legend

- SITC 0+1 - Food, animals + beverages, tobacco
- SITC 2+4 - Crude minerals + anim. & veg.oils
- SITC 3 - Mineral fuels, lubricants
- SITC 5 - Chemicals
- SITC 6 - Goods classified chiefly by material
- SITC 7 - Machinery and transport equipment
- SITC 8 - Miscellaneous manufactured articles
- SITC 9 - Not classified elsewhere in SITC



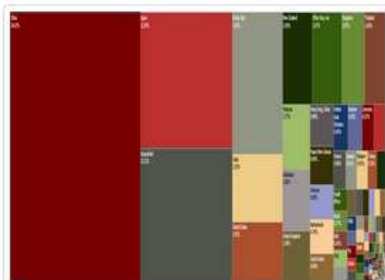
Source: UN Comtrade <http://comtrade.un.org/>

WITS

Trade Data Visualization


[Custom Query](#)

COUNTRY ANALYSIS



View country's export or import to other countries, or view Products exported or imported by the country.

PRODUCT ANALYSIS



View countries that export or import a particular product.

TRADE CLOUD



View list of exporting and importing countries, bigger the country name larger the export or import.

OTHER VISUALIZATIONS




UN COMTRADE Thematic Map: Use this tool to visualize the total trade flow between countries across time. Gross exports and Gross imports value at bilateral level.

DETAILED COUNTRY ANALYSIS

DETAILED PRODUCT ANALYSIS

TYPES OF TARIFF



SAS



SAS Visual Analytics for UN Comtrade

The UN Statistics Division and SAS have collaborated to provide real-time insights and analytics on 300+ million rows of data from UN Comtrade, unlocking rich insights hidden in its wealth of trade information to policy makers, the business community, research institutions and the general public.

The ability to analyze Big Data in real-time has traditionally been available only to large organizations, requiring huge commitments of infrastructure and time. Now you can interrogate Big Data in real-time via the internet with a PC or tablet. This innovative collaboration joins Big Data from the UN Statistics Division with SAS' Visual Analytics technologies to make insights from Big Data available to the public.

Try these free sample reports to see how easy it can be to explore the complex relationships and uncover stories hidden within 300+ million rows of international trade data over 26 years!

[View the Interactive Report](#)

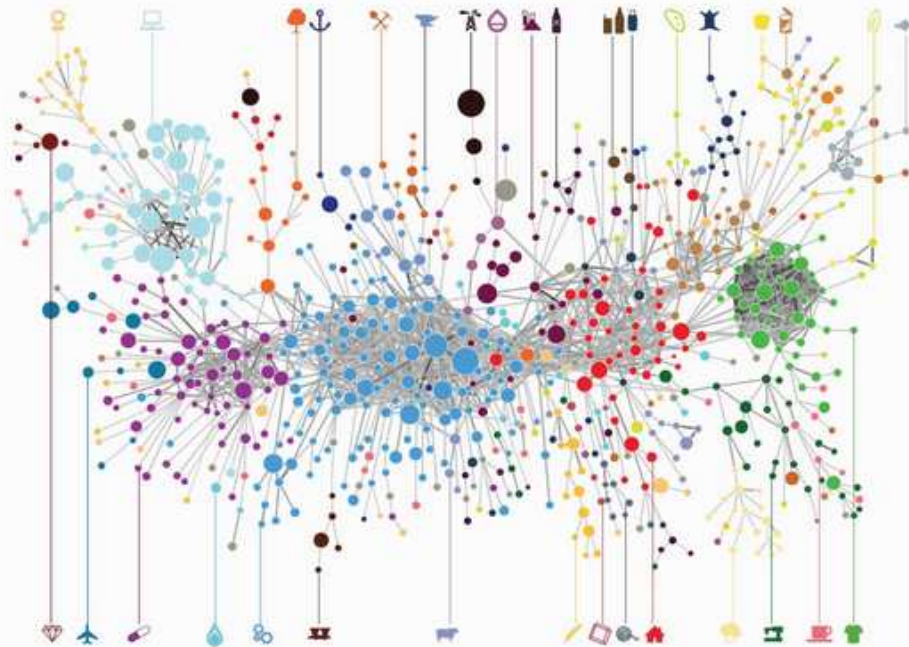
Share this visualization



Atlas

THE ATLAS
OF ECONOMIC COMPLEXITY

[Visualizations](#) [Rankings](#) [Download the Book](#) [About](#)



- | | | | |
|--|-----------------------|--|--------------------------|
| | ELECTRONICS | | MEAT & EGGS |
| | MACHINERY | | FISH & SEAFOOD |
| | AIRCRAFT | | TROPICAL AGRIC. |
| | BOILERS | | CEREALS & VEG. OILS |
| | SHIPS | | COTTON/RICE/SOY & OTHERS |
| | METAL PRODUCTS | | TOBACCO |
| | CONSTR. MATL. & EQPT. | | FRUIT |
| | HOME & OFFICE | | MISC. AGRICULTURE |
| | PULP & PAPER | | NOT CLASSIFIED |
| | CHEMICALS & HEALTH | | TEXTILE & FABRICS |
| | AGROCHEMICALS | | GARMENTS |
| | OTHER CHEMICALS | | FOOD PROCESSING |
| | INDR. SALTS & ACIDS | | BEER/SPIRITS & CIGS. |
| | PETROCHEMICALS | | PRECIOUS STONES |
| | LEATHER | | COAL |
| | MILK & CHEESE | | OIL |
| | ANIMAL FIBERS | | MINING |

PRODUCT SPACE